

# BOUND BY CONVICTIONS

## Impact of Grantees' Combined Efforts

Grants Awarded vs. Estimated Value of Recovered Vehicles, Parts, Restitution and Fines.  
Total grants awarded from 2003-2008: \$37 M. Total grants awarded since inception: \$70.7 M.


Value of Recovered	2003	2004	2005	2006	2007	2008	Total	Inception
Vehicles	\$26.1 M	\$26.5 M	\$32.2 M	\$37.8 M	\$42.2 M	\$33.6 M	\$198.4 M	\$357.6 M
Parts	\$1.8 M	\$1.0 M	\$1.4 M	\$1.3 M	\$1.3 M	\$1.0 M	\$7.8 M	\$18.6 M

Total value of recovered vehicles/parts 2003-2008: \$206.2 M. Total since inception: \$376.2 M.

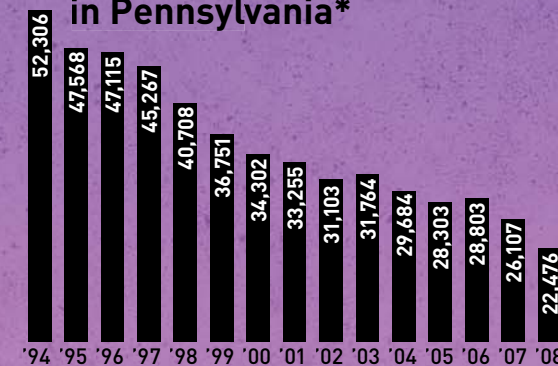
Sentences	2003	2004	2005	2006	2007	2008	Total	Inception
Restitution	\$2,388,217	\$1,184,291	\$1,351,885	\$1,435,779	\$950,573	\$4,505,604	\$11,816,349	\$17.7 M

\* Uniform Crime Report (UCR) Definition: Motor vehicle theft is the illegal taking of a motor vehicle, or driving the vehicle without the owner's consent. Attempted motor vehicle thefts are included. Includes theft of motor-driven vehicles, such as autos, trucks, buses, motorcycles, motor scooters and snowmobiles. Data finalized for publication on 02/25/09. UCR numbers are subject to continual edit and not complete until the UCR Annual Report is compiled. The 2008 UCR Annual Report is expected October 2009.

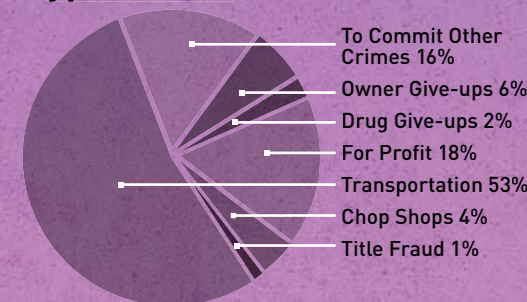
## Individuals Arrested & Convicted



## Motor Vehicle Thefts in Pennsylvania\*



## Types of Arrests 2008



# 24%

OF THE 1,281 INDIVIDUALS ARRESTED IN 2008, 24% WERE JUVENILES. THE REMAINING 76% WERE ADULTS.

